


## Svam Software Limited

Regd. Office : S-524, Vikas Marg, Shakarpur, Delhi-110092

**UNAUDITED FINANCIAL RESULTS FOR THE QUARTER ENDED ON 31st DECEMBER 2014**

(' in Lakhs )

Sr. No	Particulars	Quarter Ended			Nine Months Ended		Year Ended
		31 Dec'14	30 Sep'14	31 Dec'13	31 Dec'14	31 Dec'13	31 Mar'14
		(Unaudited)	(Unaudited)	(Unaudited)	(Unaudited)	(Unaudited)	(Audited)
<b>1</b>	<b>Income from Operations</b>						
	(a) Net Sales/Income from Operations	-	-	111.66	-	538.99	815.74
	(b) Rendering of services	1.75	2.75	-	4.50	-	-
	(c) Other Income	12.00	11.20	15.78	35.20	45.18	41.65
	<b>Total Income</b>	<b>13.75</b>	<b>13.95</b>	<b>127.44</b>	<b>39.70</b>	<b>584.17</b>	<b>857.39</b>
<b>2</b>	<b>Expenses</b>						
	(a) Cost of materials consumed	-	-	-	-	-	0.00
	(b) Purchases of Stock-in-trade goods, work-in-progress and stock-in-trade	-	-	94.24	-	535.86	786.81
	(d) Employee Benefits Expense	3.72	3.50	7.99	10.72	24.44	16.66
	(e) Depreciation & Amortization	1.72	1.70	-	5.12	-	7.84
	(f) Administrative & Other Expenses	4.29	7.87	7.76	18.16	23.32	25.19
	<b>Total Expenses</b>	<b>9.73</b>	<b>13.07</b>	<b>126.01</b>	<b>34.00</b>	<b>599.64</b>	<b>855.20</b>
<b>3</b>	<b>Profit from operations before other income, finance costs</b>	<b>4.02</b>	<b>0.88</b>	<b>1.43</b>	<b>5.70</b>	<b>(15.47)</b>	<b>2.19</b>
<b>4</b>	<b>Other Income</b>	<b>-</b>	<b>0.00</b>	<b>-</b>	<b>-</b>	<b>-</b>	<b>-</b>
<b>5</b>	<b>Profit from ordinary activities before finance costs</b>	<b>4.02</b>	<b>0.88</b>	<b>1.43</b>	<b>5.70</b>	<b>(15.47)</b>	<b>2.19</b>
<b>6</b>	<b>Finance Costs</b>	<b>-</b>	<b>0.00</b>	<b>-</b>	<b>-</b>	<b>-</b>	<b>-</b>
<b>7</b>	<b>Profit from ordinary activities before tax</b>	<b>4.02</b>	<b>0.88</b>	<b>1.43</b>	<b>5.70</b>	<b>(15.47)</b>	<b>2.19</b>
<b>8</b>	<b>Tax Expense</b>						
	(a) Current Tax	1.24	0.15	0.44	1.53	0.44	0.40
	(b) Deferred Tax	-	-	-	-	-	0.68
<b>9</b>	<b>Net Profit for the Period</b>	<b>2.78</b>	<b>0.73</b>	<b>0.99</b>	<b>4.17</b>	<b>(15.91)</b>	<b>1.11</b>
<b>10</b>	<b>Paid up Equity Share Capital, Equity Shares of ` 10 each</b>	<b>1,688.90</b>	<b>1,688.90</b>	<b>1,688.90</b>	<b>1,688.90</b>	<b>1,688.90</b>	<b>1,688.90</b>
<b>11</b>	<b>Reserves excluding revaluation reserves as per balance sheet of previous accounting year</b>	<b>261.80</b>	<b>261.80</b>	<b>265.90</b>	<b>265.90</b>	<b>265.90</b>	<b>265.75</b>
<b>12</b>	<b>Earnings per share ( Face value of ` 10 each)</b>						
	(a) Basic	0.020	0.00	0.005	0.020	(0.094)	0.01
	(b) Diluted	0.020	0.00	0.005	0.020	(0.094)	0.01
<b>A</b>	<b>PARTICULARS OF SHAREHOLDING</b>						
<b>1</b>	<b>Public shareholding</b>						
	- Number of shares	14,446,400	14,446,400	14,446,400	14,446,400	14,446,400	14,446,400
	- Percentage of shareholding	85.54%	85.54%	85.54%	85.54%	85.54%	85.54%
<b>2</b>	<b>Shareholding -</b>						
	(a) Pledged/ Encumbered						
	- Number of shares						
	- Percentage of shares (as a % of the total shareholding of promoter and promoter group)	0.00%	0.00%	0.00%	0.00%	0.00%	0.00%
	- Percentage of shares (as a % of the total share capital of the company)	0.00%	0.00%	0.00%	0.00%	0.00%	0.00%
	(b) Non-Encumbered						
	- Number of shares	2442600	2442600	2442600	2442600	2442600	2442600
	- Percentage of shares (as a % of the total shareholding of promoter and promoter group)	100.00%	100%	100.00%	100.00%	100.00%	100%
	- Percentage of shares (as a % of the total share capital of the company)	14.46%	14.46%	14.46%	14.46%	14.46%	14.46%




1. The aforesaid results were taken on record at the meeting of Board of Directors held on 13.02.2015
2. The above results are subject to limited audit review by the statutory auditors of the Company.
3. Figures of previous year have been reclassified/regrouped/consolidated wherever necessary
4. One investors complaints was received during the quarter and duly resolved by te Company.

By the order of Board  
For Svam Software Limited

Place: Delhi

Date : 13.02.2015

  
(Rajeev Garg)  
Director



Limited Review Report to


The Board of Directors  
SVAM SOFTWARE LIMITED,  
S- 524, VIKASH MARG  
SHAKARPUR, DELHI-110092,

We have reviewed the accompanying statement of unaudited financial results of **SVAM SOFTWARE LIMITED**, for the period ended 31<sup>st</sup> December 2014 **except for the disclosures regarding 'Public Shareholding' and 'Promoter and Promoter Group Shareholding'** which have been traced from disclosures made by the management and have not been audited by us. This statement is the responsibility of the Company's Management and has been approved by the Board of Directors/ Committee of Board of Directors. Our responsibility is to issue a report on these financial statements based on our review.

We conducted our review in accordance with the Standard on Review Engagement (SRE) 2410, engagements to Review Financial Statements issued by the Institute of Chartered Accountants of India. This standard requires that we plan and perform the review to obtain moderate assurance as to whether the financial statements are free of material misstatement. A review is limited primarily to inquiries of company personnel and an analytical procedure applied to financial data and thus provides less assurance than an audit. We have not performed an audit and accordingly, we do not express an audit opinion.

Based on our review conducted as above, nothing has come to our attention that causes us to believe that the accompanying statement of unaudited financial results prepared in accordance with applicable accounting standards and other recognised accounting practices and policies has not disclosed the information required to be disclosed in terms of Clause 41 of the Listing Agreement including the manner in which it is to be disclosed, or that it contains any material misstatement.

For DEEPAK I P AGARWAL & CO.  
Chartered Accountants  
Firm Reg. No. 021682B



Place : New Delhi  
Date : 13<sup>th</sup> February, 2015