

(1) (a) Statement showing Revised Shareholding Pattern

Name of the Company : SVAM SOFTWARE LIMITED

Scrip Code : 523722

Scrip ID: SVAMSOF


Class of Security : Equity Share

Quarter Ended : 31st December 2013


Partly paid-up shares :	No. of partly paid up shares	As a % of total no. of partly paid-up shares	As a % of total no. of shares of the Company
Held by Promoter / Promoters Group	NIL	N.A.	N.A.
Held by Public	NIL	N.A.	N.A.
Total	NIL	N.A.	N.A.
Outstanding convertible securities :	No. of outstanding securities	As a % of total no. of outstanding convertible securities	As a % of total no. of shares of the Company, assuming full conversion of the convertible securities
Held by Promoter / Promoters Group	NIL	N.A.	N.A.
Held by Public	NIL	N.A.	N.A.
Total	NIL	N.A.	N.A.
Warrants :	No. of warrants	As a % of total no. of warrants	As a % of total no. of shares of the Company, assuming full conversion of warrants
Held by Promoter / Promoters Group	NIL	N.A.	N.A.
Held by Public	NIL	N.A.	N.A.
Total	NIL	N.A.	N.A.
Total paid up capital of the Company assuming full conversion of warrants and convertible securities			
Rs. 168,890,00		(divided into 1688900 Equity Shares of Rs. 10/- each)	



		Statement Showing Revised Shareholding Pattern							
		Name of the Company :		SVAM SOFTWARE LIMITED					
		Scrip Code : 523722		Quarter Ended : 31st December 2013					
Category code	Category of Shareholder	Number of Shareholders	Total number of shares	Number of shares held in dematerialized form	Total shareholding as a percentage of (A+B) ¹	As a percentage of (A+B+C)	Number of shares	As a percentage	Shares Pledged or otherwise
(A)	Shareholding of Promoter and Promoter Group ²								
1	Indian								
(a)	Individuals / Hindu Undivided Family	2	2442600	2442600	14.46	14.46	0	0.00	0.00
(b)	Central Government / State Government(s)	0	0	0	0.00	0.00	0	0.00	0.00
(c)	Bodies Corporate	0	0	0	0.00	0.00	0	0.00	0.00
(d)	Financial Institutions / Banks	0	0	0	0.00	0.00	0	0.00	0.00
(e)	Any Others(Specify)	0	0	0	0.00	0.00	0	0.00	0.00
(e-i)									
(e-ii)									
	Sub Total(A)(1)	2	2442600	2442600	14.46	14.46	0	0.00	0.00
2	Foreign								
a	Individuals (Non-Residents Individuals/ Foreign Individuals)	0	0	0	0.00	0.00	0	0.00	0.00
b	Bodies Corporate	0	0	0	0.00	0.00	0	0.00	0.00
c	Institutions	0	0	0	0.00	0.00	0	0.00	0.00
d	Any Others(Specify)	0	0	0	0.00	0.00	0	0.00	0.00
d-i									
d-ii									



	Sub Total(A)(2)	0	0	0	0	0.00	0.00	0	0.00
	Total Shareholding of Promoter and Promoter Group (A) = (A)(1)+(A)(2)	2	2442600	2442600	14.46	14.46	0	0.00	
(B)	Public shareholding								
1	Institutions								
(a)	Mutual Funds/ UTI	1	4000	0	0.02	0.02	0	0.00	
(b)	Financial Institutions / Banks	5	3100	1900	0.02	0.02	0	0.00	
(c)	Central Government/ State Government(s)	0	0	0	0.00	0.00	0	0.00	
(d)	Venture Capital Funds	0	0	0	0.00	0.00	0	0.00	
(e)	Insurance Companies	0	0	0	0.00	0.00	0	0.00	
(f)	Foreign Institutional Investors	0	0	0	0.00	0.00	0	0.00	
(g)	Foreign Venture Capital Investors	0	0	0	0.00	0.00	0	0.00	
(h)	Any Other (specify)	0	0	0	0.00	0.00	0	0.00	
	Sub-Total (B)(1)	6	7100	1900	0.04	0.04	0	0.00	
B 2	Non-institutions								
(a)	Bodies Corporate	254	1341496	1159729	7.94	7.94	0	0.00	
(b)	Individuals								
	Individuals -i. Individual shareholders holding nominal share capital up to Rs 1 lakh								
I		30459	9067786	5689142	53.69	53.69	0	0.00	
II	ii. Individual shareholders holding nominal share capital in excess of Rs. 1 lakh.								
(c)	Any Other Specify (NRI)	82	3140293	2869213	18.59	18.59	0	0.00	
(c-i)	Clearing House/Public Trust	993	616700	111300	3.65	3.65	0	0.00	
(c-ii)	Corporate Bodies-OCB	3	6600	0	0.00	0.00	0	0.00	
(c-iii)	Intermediary/ Other Depository A/d	0	0	0	0.04	0.04	0	0.00	
(c-iv)	Hindu Undivided Family	126	265024	265024	0.00	0.00	0	0.00	



(C-v)	Clearing Member	3	1401	1401	1401	-0.01	0.01	0	0.00
(C-vi)	Qualified Foreign Investor- Individual	0	0	0	0	0.00	0.00	0	0.00
(C-vii)	Qualified Foreign Investor- Corporate	0	0	0	0	0.00	0.00	0	0.00
	Sub-Total (B)(2)	31920	14439300	10095809		85.50	85.50	0	0.00
	Total Public Shareholding (B)= (B)(1)+(B)(2)	31926	14446400	10097709		85.54	85.54	0	0.00
	TOTAL (A)+(B)	31928	16889000	12540309		100.00	100.00	0	0.00
(C)	Shares held by Custodians and against which Depository Receipts have been issued	0	0	0		0.00	0.00	0	0.00
	GRAND TOTAL (A)+(B)+(C)	31928	16889000	12540309		100.00	100.00	0	0.00

For Syam Software Ltd.

Director

(1)(b) Statement showing holding of securities (including shares, warrants, convertible securities) of persons belonging to the category "Promoter and Promoter Group"


Sr. No.	Name of the shareholder	Details of Shares held			Encumbered shares (*)			Details of warrants			Details of convertible securities		Total shares (including underlying shares assuming full conversion of warrants and convertible securities) as a % of diluted share capital
		Number of shares held	As a % of grand total (A)+(B)+(C)	No.	As a percentage	As a % of grand total (A)+(B)+(C) of sub-clause (1)(a)	Number of warrants held	As a % total number of warrants of the same class	Number of convertible securities held	As a % total number of convertible securities of the same class			
(i)	(ii)	(iii)	(iv)	(v)	(vi)=(v)/(iii)*100	(vii)	(viii)	(ix)	(x)	(xi)	(xii)		
1	MANISHA AGARWAL	1200000	7.11	0	0.00	0.00	0	0	0	0	0		
2	OM PRAKASH AGARWAL	1242600	7.36	0	0.00	0.00	0	0	0	0	0		
	TOTAL	2442600	14.46	0	0.00	0.00	0	0	0	0	0		

(*) The term "encumbrance" has the same meaning as assigned to it in regulation 28(3) of the SAST Regulations, 2011



(I)(c)(i) Statement showing holding of securities (including shares, warrants, convertible securities) of persons belonging to the category "Public" and holding more than 1% of the total number of shares

Sr. No.	Name of the shareholder	Number of shares held	Shares as a percentage of total number of shares (A)+(B)+(C) indicated in Statement at para (I)(a) above}	Details of warrants		Details of convertible securities		Total shares (including underlying shares assuming full conversion of warrants and convertible securities) as a % of diluted share capital
				Number of warrants held	As a % of total number of warrants of the same class	Number of convertible securities held	% w.r.t total number of convertible securities of the same class	
1	GLOBE CAPITAL MARKET LIMITED	400000	2.37	0	0	0	0	0
2	MEENAKSHI TALWAR	315500	1.87	0	0	0	0	0
3	RAJNI KHETRAPAL	243793	1.44	0	0	0	0	0
4	VINAY TALWAR	200000	1.18	0	0	0	0	0
5	ALPS MOTOR FINANCE LIMITED	197310	1.17	0	0	0	0	0
	TOTAL	1356603	8.04	0	0	0	0	0



(1)(c)(ii) Statement showing holding of securities (including shares, warrants, convertible securities) of persons (together with PAC) belonging to the category "Public" and holding more than 5% of the total number of shares of the company

Sr. No.	Name(s) of the shareholder(s) and the Persons Acting in Concert (PAC) with them	Number of shares	Shares as a percentage of total number of shares (i.e., Grand Total (A)+(B)+(C) indicated in	Details of warrants		Details of convertible		Total shares (including underlying shares assuming full conversion of warrants and convertible
				Number of warrants	As a % total number of warrants of the same class	Number of convertible securities held	% w.r.t total number of convertible securities of the same class	
1	NOT APPLICABLE	Nil	Nil	Nil	Nil	Nil	Nil	Nil
TOTAL		Nil	Nil	Nil	Nil	Nil	Nil	Nil



(1)(d) Statement showing details of locked-in shares

Sr. No.	Name of the shareholder	Number of locked-in shares	Locked-in shares as a percentage of total number of shares [i.e., Grand Total (A)+(B)+(C) indicated in Statement at para (1)(a) above]
1	NOT APPLICABLE	0	0
TOTAL			

(1)(a) Statement showing details of Depository Receipts (DRs)

Sr. No.	Type of outstanding DR (ADRs, GDRs, SDRs, etc.)	Number of outstanding DRs	Number of shares underlying outstanding DRs	Shares underlying outstanding DRs as a percentage of total
1	NOT APPLICABLE	0	0	0.00
TOTAL				



(ii)(b) Statement showing Holding of Depository Receipts (DRs), where underlying shares are in excess of 1% of the total number of shares

Sr. No.	Name of the DR Holder	Type of outstanding DR (ADRs, GDRs, SDRs, etc.)	Number of shares underlying outstanding DRs	Shares underlying outstanding DRs as a percentage
1	NOT APPLICABLE	0	0	0.00
TOTAL		0	0	0.00

For Swins Software Ltd.
 IN ARR
 Director