

(1) (a) Statement showing Shareholding Pattern

Name of the Company : SVAM SOFTWARE LIMITED

Script Code : 523722

Script ID: SVAMSOF


Class of Security : Equity Share

Quarter Ended : 31st December 2014

Partly paid-up shares :	No. of partly paid up shares	As a % of total no. of partly paid-up shares	As a % of total no. of shares of the Company
Held by Promoter / Promoters Group	NIL	N.A.	N.A.
Held by Public	NIL	N.A.	N.A.
Total	NIL	N.A.	N.A.
<b>Outstanding convertible securities :</b>	<b>No. of outstanding securities</b>	<b>As a % of total no. of outstanding convertible securities</b>	<b>As a % of total no. of shares of the Company, assuming full conversion of the convertible securities</b>
Held by Promoter / Promoters Group	NIL	N.A.	N.A.
Held by Public	NIL	N.A.	N.A.
Total	NIL	N.A.	N.A.
<b>Warrants :</b>	<b>No. of warrants</b>	<b>As a % of total no. of warrants</b>	<b>As a % of total no. of shares of the Company, assuming full conversion of warrants</b>
Held by Promoter / Promoters Group	NIL	N.A.	N.A.
Held by Public	NIL	N.A.	N.A.
Total	NIL	N.A.	N.A.

Total paid up capital of the Company  
assuming full conversion of warrants  
and convertible securities

Rs. 168,890,000  
(divided into 168890000 Equity  
Shares of Rs. 10/- each)



## Statement Showing Shareholding Pattern


Name of the Company :

SVAM SOFTWARE LIMITED

Scrip Code : 523722

Quarter Ended : 31st December 2014

Category code	Category of Shareholder	Number of Shareholders	Total number of shares	Number of shares held in dematerialized form	Total shareholding as a		Number of shares pledged or otherwise
					As a percentage of (A+B) <sup>1</sup>	As a percentage of (A+B+C)	
(A)	Shareholding of Promoter and Promoter Group <sup>2</sup>						
1	Indian						
(a)	Individuals/ Hindu Undivided Family						
(b)	Central Government/ State Government(s)	2	2442600	2442600	14.46	14.46	0
(c)	Bodies Corporate	0	0	0	0.00	0.00	0
(d)	Financial Institutions/ Banks	0	0	0	0.00	0.00	0
(e)	Any Others(Specify)	0	0	0	0.00	0.00	0
(e-i)							
(e-ii)							
	Sub Total(A)(1)	2	2442600	2442600	14.46	14.46	0
2	Foreign						
a	Individuals (Non-Residents Individuals/ Foreign Individuals)	0	0	0	0.00	0.00	0
b	Bodies Corporate	0	0	0	0.00	0.00	0
c	Institutions	0	0	0	0.00	0.00	0
d	Any Others(Specify)	0	0	0	0.00	0.00	0
d-i							
d-ii							
	Sub Total(A)(2)	0	0	0	0.00	0.00	0



	Total Shareholding of Promoter and Promoter Group (A) = (A)(1)+(A)(2)												
(B) Public shareholding													
1 Institutions													
(a) Mutual Funds/ UTI	1	4000		0	0.02	0.02		0		0.00			0.00
(b) Financial Institutions / Banks	5	3100		1900	0.02	0.02		0		0.00			0.00
(c) Central Government/ State Government(s)	0	0		0	0.00	0.00		0		0.00			0.00
(d) Venture Capital Funds	0	0		0	0.00	0.00		0		0.00			0.00
(e) Insurance Companies	0	0		0	0.00	0.00		0		0.00			0.00
(f) Foreign Institutional Investors	0	0		0	0.00	0.00		0		0.00			0.00
(g) Foreign Venture Capital Investors	0	0		0	0.00	0.00		0		0.00			0.00
(h) Any Other (specify)	0	0		0	0.00	0.00		0		0.00			0.00
<b>B 2 Non-institutions</b>													
(a) Bodies Corporate	248	1291125		1109358	7.64	7.64		0		0.00			0.00
(b) Individuals													
Individuals - i. Individual shareholders holding nominal share capital up to Rs 1 Lakh													
ii. Individual shareholders holding nominal share capital in excess of Rs. 1 Lakh.													
I	30218	9085207		5724363	53.79	53.79		0		0.00			0.00
II													
(c) Any Other Specify (NRI)	80	3120942		2849862	18.48	18.48		0		0.00			0.00
(c-i) Clearing House/Public Trust	985	613667		110867	3.63	3.63		0		0.00			0.00
(c-ii) corporate Bodies-OCB	3	6600		0	0.04	0.04		0		0.00			0.00
(c-iii) Intermediary/ Other Depository A/c	0	0		0	0.00	0.00		0		0.00			0.00
(c-iv) Hindu Undivided Family	126	321533		321533	1.90	1.90		0		0.00			0.00
(c-v) Clearing Member	3	226		226	0.00	0.00		0		0.00			0.00
(c-vi) Qualified Foreign Investor- Individual	0	0		0	0.00	0.00		0		0.00			0.00
(c-vii) Qualified Foreign Investor- Corporate	0	0		0	0.00	0.00		0		0.00			0.00



	Sub-Total (B)(2)	31663	14439300	10116209	85.50	85.50	0	0.00
(B)	Total Public Shareholding (B)= (B)(1)+(B)(2)	31669	14446400	10118109	85.54	85.54	0	0.00
	TOTAL (A)+(B)	31671	16889000	12560709	100.00	100.00	0	0.00
(C)	Shares held by Custodians and against which Depository Receipts have been issued	0	0	0	0.00	0.00	0	0.00
	GRAND TOTAL (A)+(B)+(C)	31671	16889000	12560709	100.00	100.00	0	0.00



(1)(b) Statement showing holding of securities (including shares, warrants, convertible securities) of persons belonging to the category "Promoter and Promoter Group"

Sr. No.	Name of the shareholder	Details of Shares held			Encumbered shares (*)		Details of warrants			Details of convertible securities		Total shares (including underlying shares assuming full conversion of warrants and convertible securities) as a % of diluted share capital
		Number of shares held	As a % of grand total (A)+(B)+(C)	No.	As a percentage (V)=(V)/(III)*100	As a % of grand total (A)+(B)+(C) of sub-clause (I)(a)	Number of warrants held	As a % total number of warrants of the same class	Number of convertible securities held	As a % total number of convertible securities of the same class		
(i)	(ii)	(iii)	(iv)	(v)	(vi)=(v)/(iii)*100	(vii)	(viii)	(ix)	(x)	(xi)	(xii)	
1	MANISHA AGARWAL	1200000	7.11	0	0.00	0.00	0	0	0	0	0	
2	OM PRAKASH AGARWAL	1242600	7.36	0	0.00	0.00	0	0	0	0	0	
	<b>TOTAL</b>	<b>2442600</b>	<b>14.46</b>	<b>0</b>	<b>0.00</b>	<b>0.00</b>	<b>0</b>	<b>0</b>	<b>0</b>	<b>0</b>	<b>0</b>	

(\*) The term "encumbrance" has the same meaning as assigned to it in regulation 28(3) of the SAST Regulations, 2011

RS

(D)(c)(i) Statement showing holding of securities (including shares, warrants, convertible securities) of persons belonging to the category "Public" and holding more than 1% of the total number of shares

Sr. No.	Name of the shareholder	Number of shares held	Shares as a percentage of total number of shares {i.e., Grand Total (A)+(B)+(C) indicated in Statement at para (D)(a) above}	Details of warrants		Details of convertible securities		Total shares (including underlying shares assuming full conversion of warrants and convertible securities) as a % of diluted share capital
				Number of warrants held	As a % of total number of warrants of the same class	Number of convertible securities held	% w.r.t total number of convertible securities of the same class	
1	MEENAKSHI TALWAR	315500	1.87	0	0	0	0	0
2	RAJNI KHIETRAPAL	243793	1.44	0	0	0	0	0
3	MIDAS GLOBAL SECURITIES LIMITED	200000	1.18	0	0	0	0	0
4	VINAY TALWAR	200000	1.18	0	0	0	0	0
5	GLOBE CAPITAL MARKET LIMITED	200000	1.18	0	0	0	0	0
6	ALPS MOTOR FINANCE LTD.	197310	1.17	0	0	0	0	0
	<b>TOTAL</b>	<b>1356603</b>	<b>8.02</b>	<b>0</b>	<b>0</b>	<b>0</b>	<b>0</b>	<b>0</b>



(1)(c)(ii) Statement showing holding of securities (including shares, warrants, convertible securities) of persons (together with PAC) belonging to the category "Public" and holding more than 5% of the total number of shares of the company

Sr. No.	Name(s) of the shareholder(s) and the Persons Acting in Concert (PAC) with them	Number of shares	Shares as a percentage of total number of shares i.e., Grand Total (A)+(B)+(C) indicated in	Details of warrants		Details of convertible		Total shares (including underlying shares assuming full conversion of warrants and convertible
				Number of warrants	As a % total number of warrants of the same class	Number of convertible securities held	% w.r.t total number of convertible securities of the same class	
1	NOT APPLICABLE	Nil	Nil	Nil	Nil	Nil	Nil	Nil
<b>TOTAL</b>		Nil	Nil	Nil	Nil	Nil	Nil	Nil



(i)(d) Statement showing details of locked-in shares

Sr. No.	Name of the shareholder	Number of locked-in shares	Locked-in shares as a percentage of total number of shares [i.e., Grand Total (A)+(B)+(C) indicated in Statement at para (i)(a) above]
1	NOT APPLICABLE	0	0
TOTAL			

(ii)(a) Statement showing details of Depository Receipts (DRs)


Sr. No.	Type of outstanding DR (ADRs, GDRs, SDRs, etc.)	Number of outstanding DRs	Number of shares underlying outstanding DRs	Shares underlying outstanding DRs as a percentage of total
1	NOT APPLICABLE	0	0	0.00
TOTAL				0.00





(ii)(b) Statement showing Holding of Depository Receipts (DRs), where underlying shares are in excess of 1% of the total number of shares

Sr. No.	Name of the DR Holder	Type of outstanding DR (ADRs, GDRs, SDRs, etc.)	Number of shares underlying outstanding DRs	Shares underlying outstanding DRs as a percentage
1	NOT APPLICABLE	0	0	0.00
<b>TOTAL</b>		<b>0</b>	<b>0</b>	<b>0.00</b>

  
 For Signature: *Rajaram*  
 Director